
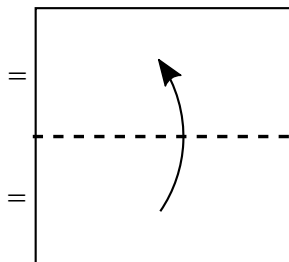


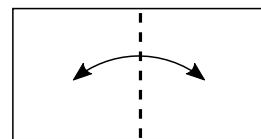
Hexàgon regular



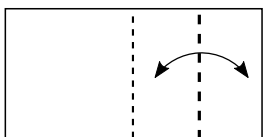
Partim d'un quadrat.



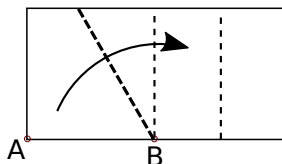
Pleguem per la meitat.



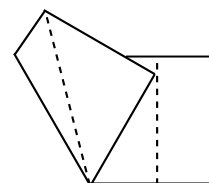
Marquem la meitat.



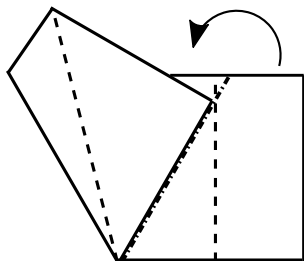
Marquem la quarta part.



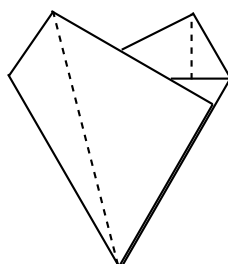
Portem el vèrtex A sobre el plec que acabem de fer amb un plec que comenci a B.



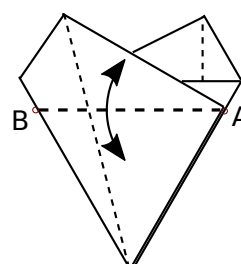
Ens queda així.



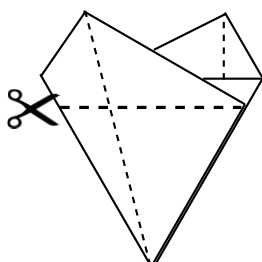
Pleguem cap enrera per la línia marcada.



Obtenim aquesta figura.



Fem un plec des del vèrtex A fins el vèrtex B que tenim darrera de la figura.



Tallem per l'últim plec que hem fet.